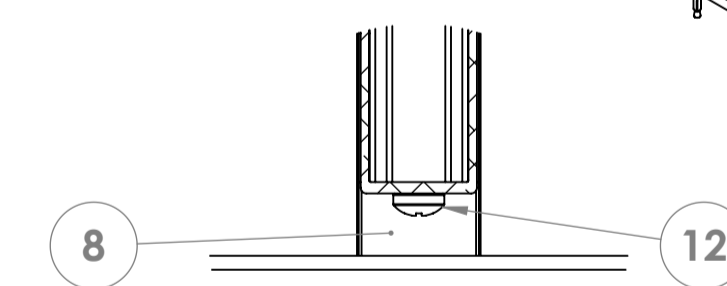
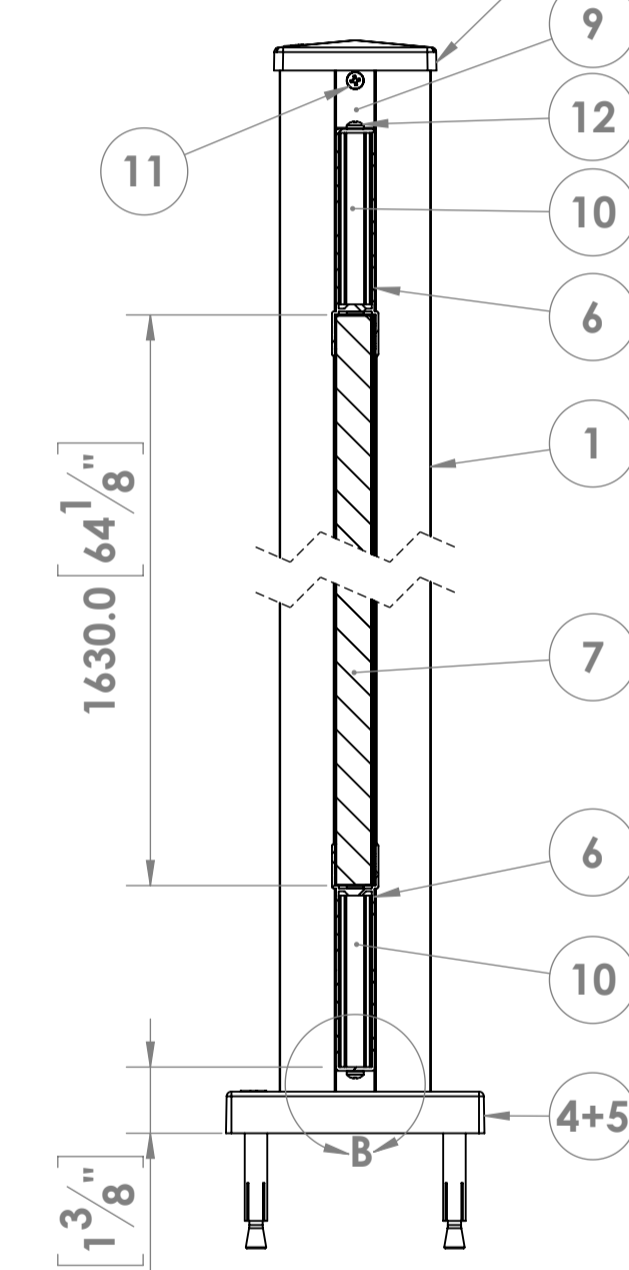
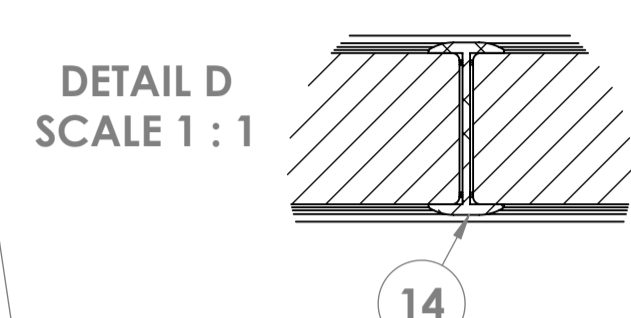
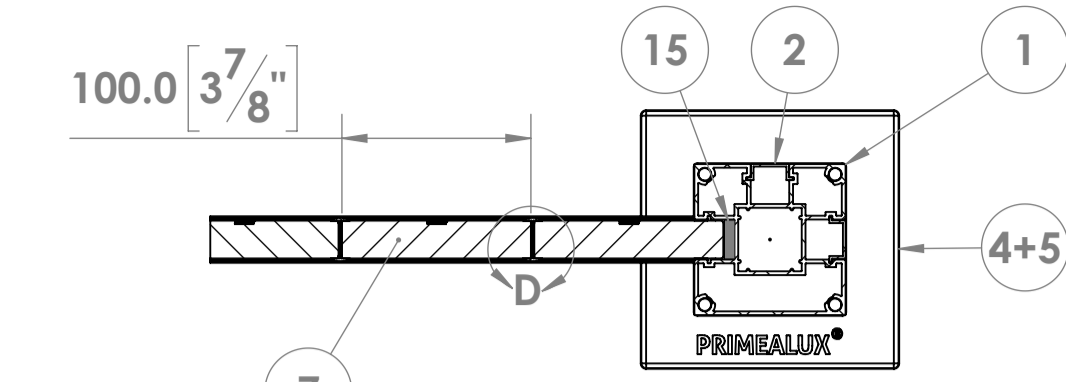
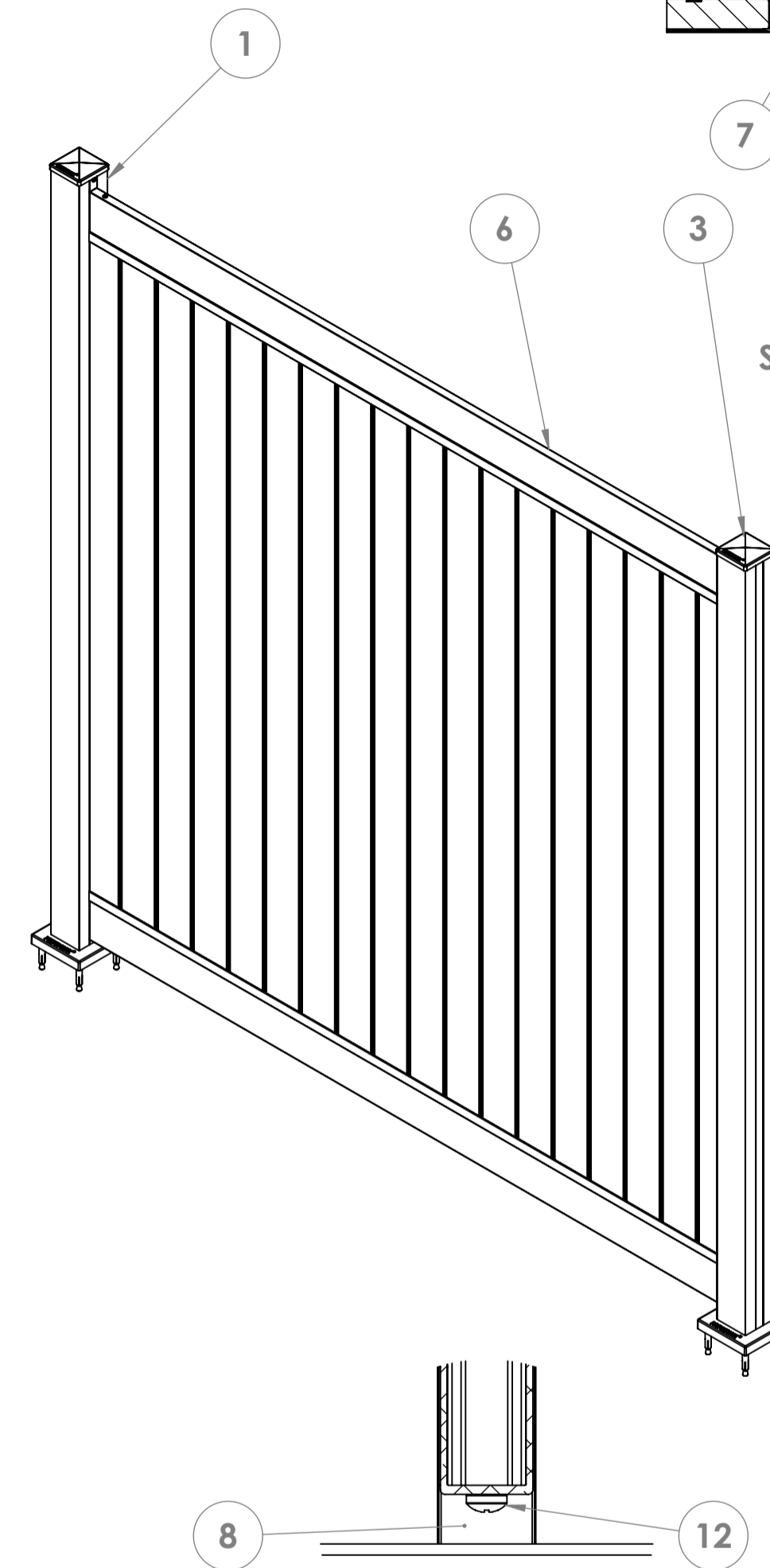
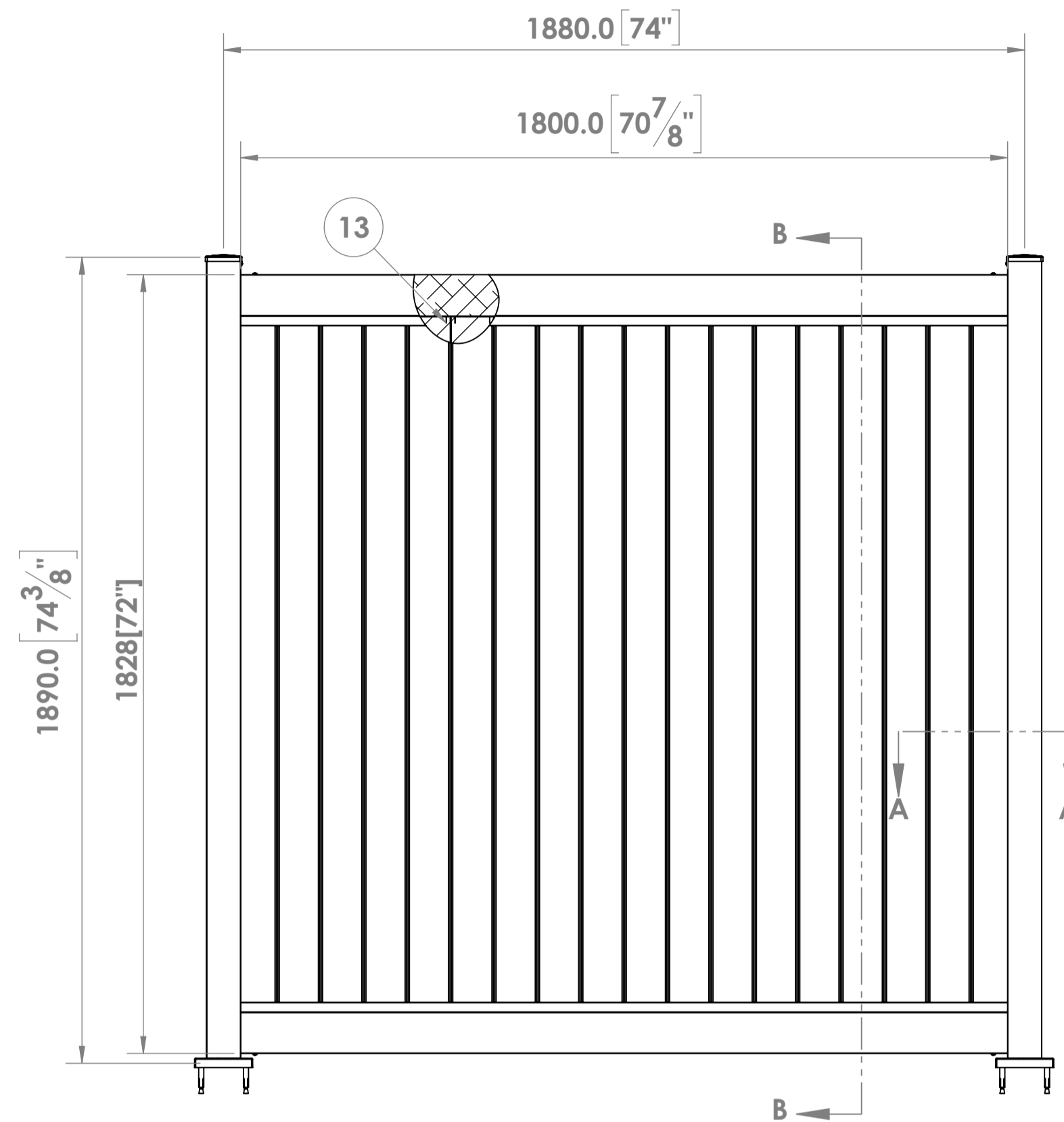


ITEM NO.	DESCRIPTION	CODE	SIZE (mm-inches)	QTY	FIGURE
1	POST	P8006	1890 74 3/8"	1	
2	6' POST COVER	PC06	1890 74 3/8"	1	
3	POST CAP	CP80	—	1	
4	BASE PLATE ASM	BPK80	—	1	
5	BASE PLATE CAP	BC80	—	1	
6	RAIL (TOP/BOTTOM)	FRV06	1800 70 7/8"	2	
7	ALU SLAT 6' VERTICAL	S10064	1630 64 1/8"	18	
8	BOTTOM SPACER	SP25	25 1"	2	
9	TOP SPACER TO BE DRILLED ON SITE	SP35	35 mm 1 3/8"	2	
10	RAIL BRACKET 4"	RB4	90 3 35/64"	4	
11	PAN HEAD SCREW	FS4232	m4.2x32mm	2	
12	PAN HEAD SCREW	FS4219	m4.2x19mm	4	
13	SPACER VERTICAL	SPV15	15 mm 5/8"	17	
14	H RAIL	HV06	1590 62 5/8"	17	
15	SPACER	SP005	5 3/16"	6	



W 6' x H 6' PRIVACY PLUS VERTICAL FENCE

email: [customerservice@shapesunlimited.net](mailto:customerservice@shapesunlimited.net)  
 website: [www.shapesunlimitedinc.com](http://www.shapesunlimitedinc.com)

**NOTES :**

- UNLESS OTHERWISE SPECIFIED: DIMENSIONS ARE IN MILLIMETERS.
- DIMENSIONS IN BRACKETS [ ] ARE IN INCHES.
- TOLERANCES: LINEAR: +-1 mm or [1/16"], ANGULAR: +-1 Deg.
- CONSULT LOCAL CONDITIONS, CODES FOR FOUNDATION.
- INSTALLATION TO BE COMPLETED PER MANUFACTURER'S SPECIFICATION.
- THIS DRAWING IS PROVIDED FOR PLANNING PURPOSES ONLY.